


# COLLECTOR IN-FLOOR SAFES



FOR THE  
**SECURITY  
CONSCIOUS**

## EDF MODEL    TDR MODEL



**RESISTING TO**  
 ▶ EXPLOSIVES   ▶ DRILL   ▶ FORCE





**RESISTING TO**  
 ▶ TORCH   ▶ DRILL




**BODY:** Reinforced with steel gussets in corners.

**DOOR:** 20mm thick steel door plate with gas-ram to assist lifting of door.

**MOUNTING:** Suitable for installation in concrete or concrete encased in timber floors with heavy duty lid (dust cover) forming part of floor surface.

**RELOCKING DEVICES:** Incorporated in door.

**BOLTWORK:** Heavy-duty boltwork with rack and pinion mechanism.

**INSURANCE:** Suggested insurable cash rating for Collector Floor Safes in an unsupported (no alarms) domestic situation is **EDF \$40,000** and **TDR \$75,000**.

**LOCKING OPTIONS:**

- Digital locking
- Dial combination locking

	HEIGHT	WIDTH	DEPTH	WEIGHT
<b>EXTERNAL</b>	<b>500mm</b>	<b>480mm</b>	<b>480mm</b>	<b>65kg</b>
<b>INTERNAL</b>	<b>400mm</b>	<b>400mm</b>	<b>350mm</b>	

<b>EDF</b>	<b>\$</b>	INCL. GST
------------	-----------	-----------

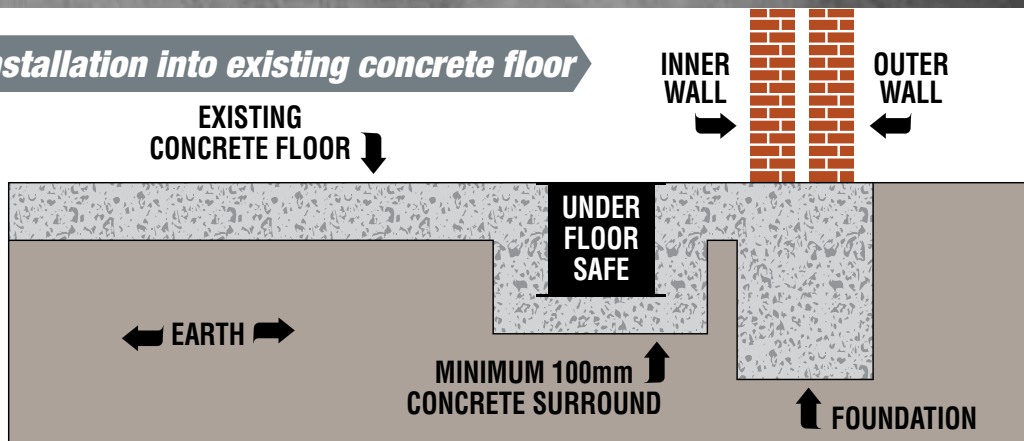
<b>TDR</b>	<b>\$</b>	INCL. GST
------------	-----------	-----------

<b>DELIVERY &amp; INSTALLATION LEVEL ACCESS METRO</b>	<b>\$</b>	INCL. GST
-----------------------------------------------------------	-----------	-----------



**MADE IN AUSTRALIA**

## Installation into existing concrete floor

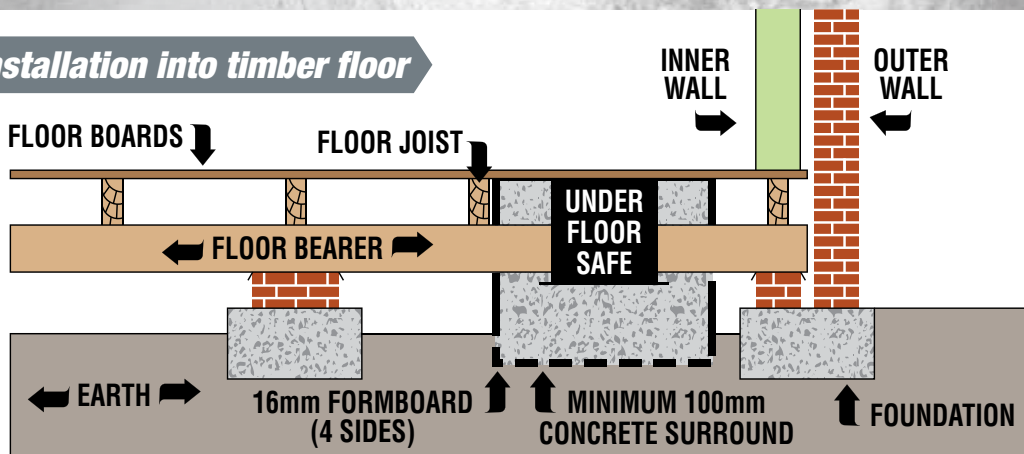


IF INSTALLING INTO A PROPOSED SITE, ALLOW 600mm FORMED CUBE WHEN POURING FLOOR TO ACCEPT FLOORSAFE, WHEN HOUSE IS UP TO LOCKUP STAGE, THEN INSTALL IN CONCRETE IN IMMEDIATE AREA.



**IMPORTANT**  
FLOOR SAFES ARE  
**NOT WATER PROOF.**

## Installation into timber floor



**DOOR MUST BE OPEN FOR 48 HOURS WHILE CONCRETE SETS**

IN DAMP SITUATIONS THE CONCRETE (1 X SAND + 1 X 10mm STONE + 1 X CEMENT SHOULD CONTAIN A WATERPROOFING AGENT SUCH AS "SILASEC" OR "YURITE" (AVAILABLE FROM HARDWARE STORES).

## ATTENTION INSTALLER/CUSTOMER BEFORE INSTALLING THIS SAFE.

**Please read these recommendations and instructions.**

1. The floor opening should be at least 600mm square.
2. The safe should be secured with a strong mix concrete of at least 40 megapascals (6000 P.S.I.)
3. Steel reinforcing concrete material can also be used to help bond the concrete and provide better security.
5. Topping can be brought up to floor level, but allow about 3mm for the lid to fit on to the frame of the safe and finish flush with floor.
6. Check site for dampness, you may need to add a chemical waterproofing agent to the concrete to avoid dampness within the safe.
7. Check site prior to preparation of installing that there is no interference with cables or pipes.
8. Try to avoid sites that may allow water across the floor and into the safe such as laundries, bathroom areas, garages etc.
9. A minimum of 100mm overall concrete around and under the safe is preferred.
10. During the installation **DO NOT ALLOW** concrete or water to come in contact with the lock, especially electronic locks, this may cause the lock to fail at a later date.
11. **AFTER** installing the safe, dry any moisture from within the safe and allow the safe to dry for **48 hours**.
12. **During the 48 hour drying period, you must leave the door open to avoid any type of condensation reaction and ensure a successful installation.**
13. Clean the interior and top of the safe of any grit or sand prior to closing the door, this will ensure the door operates and locks correctly.

**Note:** If an infloor safe is left for extended periods without use, lack of air circulation can result in a musty environment for the items stored within.

**Check the lock is operating BEFORE closing and locking the door into place.**



**ALL CMI SAFES COME WITH A FIVE YEAR WARRANTY, EXCLUDING FREIGHT AND TRAVELLING, WITH A 24 MONTH WARRANTY ON LOCKS.**

**CMI SAFE CO.** ABN 35 664 874 766

Head Office: 244 West Street, Carlton NSW 2218

Phone: (02) 9547 1488 Fax: (02) 9547 2104

Website: [www.cmisafe.com.au](http://www.cmisafe.com.au)

Email: [sales@cmisafe.com.au](mailto:sales@cmisafe.com.au)

AVAILABLE FROM

**MADE IN AUSTRALIA**

CD RB 00234 18/10/23